

2011 - 2012 Comparison Rental Statistics for Fairfax County Virginia. Properties with less than 3000 square feet.

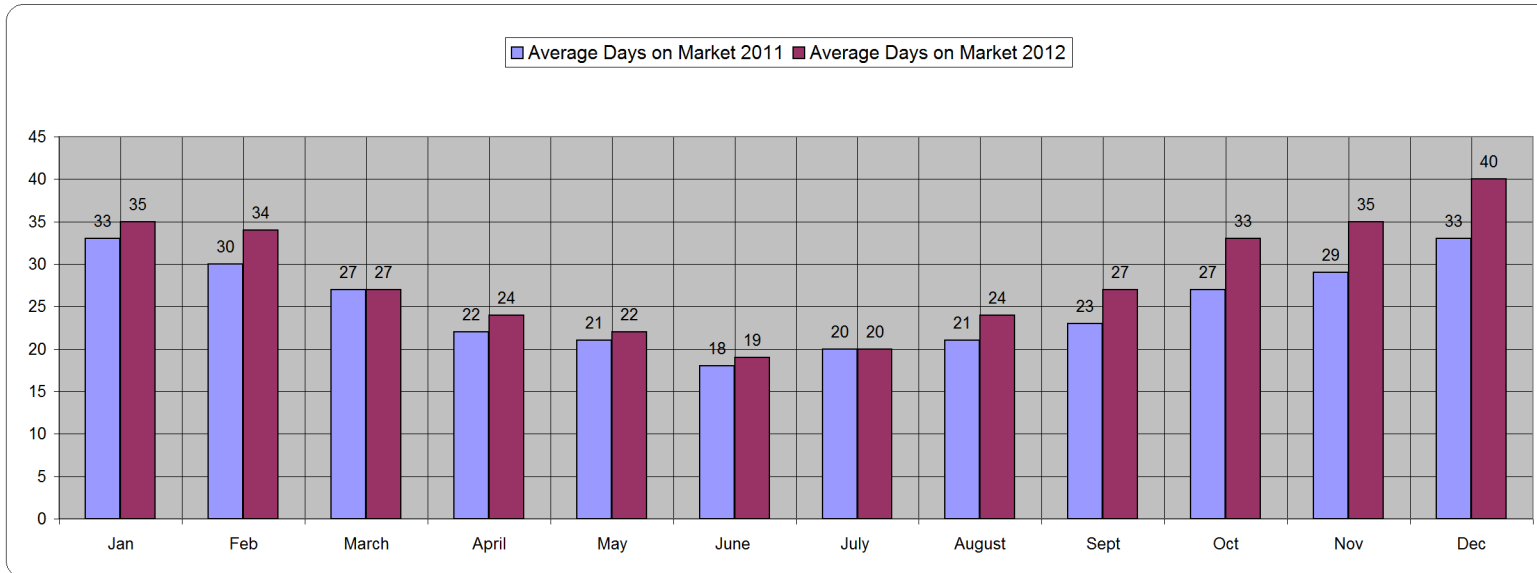
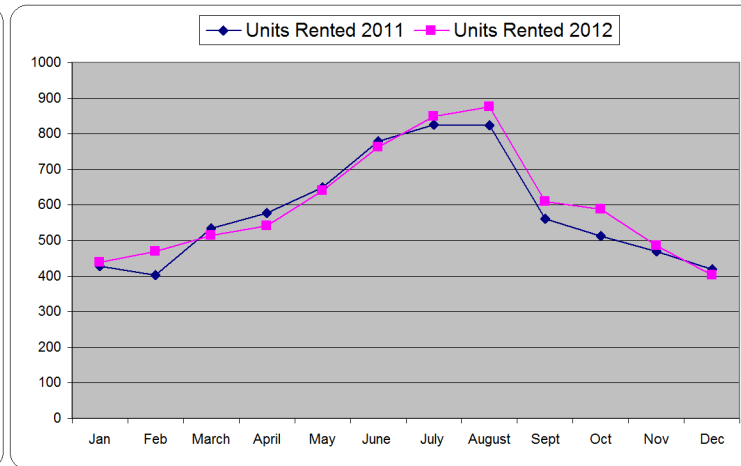
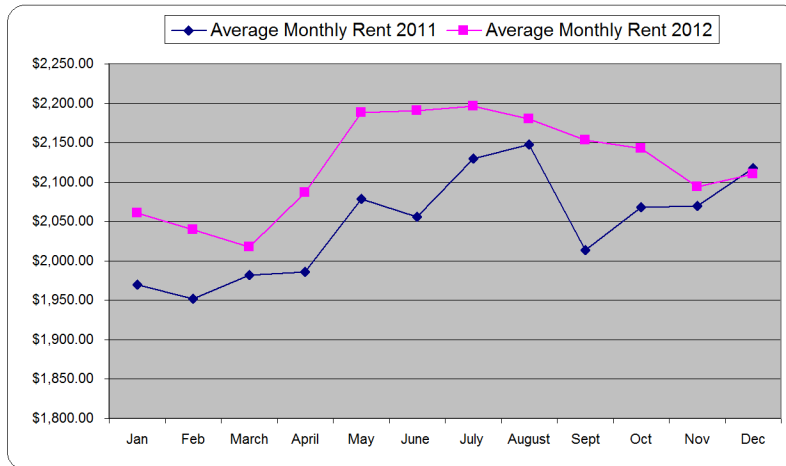
| Month | Jan | Feb | March | April | May | June | July | August | Sept | Oct | Nov | Dec | Average |
|-----------------------------|------------|------------|------------|------------|------------|------------|------------|------------|------------|------------|------------|------------|-------------|
| Average Monthly Rent 2011 | \$1,970.00 | \$1,952.00 | \$1,982.00 | \$1,986.00 | \$2,079.00 | \$2,056.00 | \$2,130.00 | \$2,148.00 | \$2,014.00 | \$2,068.00 | \$2,070.00 | \$2,118.00 | \$ 2,047.75 |
| Average Days on Market 2011 | 33 | 30 | 27 | 22 | 21 | 18 | 20 | 21 | 23 | 27 | 29 | 33 | 25 |
| Units Rented 2011 | 428 | 403 | 535 | 578 | 650 | 779 | 826 | 823 | 562 | 512 | 469 | 419 | 582 |
| Average Monthly Rent 2012 | \$2,061.00 | \$2,040.00 | \$2,018.00 | \$2,087.00 | \$2,188.00 | \$2,191.00 | \$2,196.00 | \$2,180.00 | \$2,153.00 | \$2,143.00 | \$2,094.00 | \$2,110.00 | \$ 2,121.75 |
| Average Days on Market 2012 | 35 | 34 | 27 | 24 | 22 | 19 | 20 | 24 | 27 | 33 | 35 | 40 | 28 |
| Units Rented 2012 | 439 | 470 | 515 | 541 | 641 | 763 | 849 | 876 | 609 | 589 | 486 | 403 | 598 |



CIRCLE
PROPERTY MANAGEMENT
www.circlepm.com
🏠

703-349-0744

www.circlepm.com



9520 Lee Hwy
Fairfax, VA 22031
Fax: 703-349-7822
E-mail: eric.g@circlepm.com
www.circlepm.com