

2012 Rental Statistics for Fairfax County Virginia. Properties with less than 3000 square feet.

Month	Jan	Feb	March	April	May	June	July	August	Sept	Oct	Nov	Dec	Average 2012
Average Monthly Rent	\$2,061.00	\$2,040.00	\$2,018.00	\$2,087.00	\$2,188.00	\$2,191.00	\$2,196.00	\$2,180.00	\$2,153.00	\$2,143.00	\$2,094.00	\$2,110.00	\$ 2,121.75
Average Days on Market	35	34	27	24	22	19	20	24	27	33	35	40	28
Units Rented	439	470	515	541	641	763	849	876	609	589	486	403	598
Average Bed	3	3	3	3	3	3	3	3	3	3	3	3	3
Average Baths	3	3	3	3	3	3	3	3	3	3	3	3	3
Average Date Built	1982	1982	1982	1983	1983	1983	1983	1984	1983	1982	1982	1983	1983



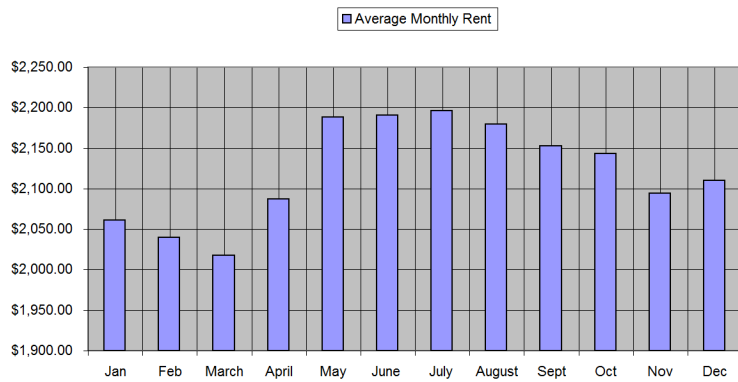
CIRCLE
PROPERTY MANAGEMENT
www.circlepm.com



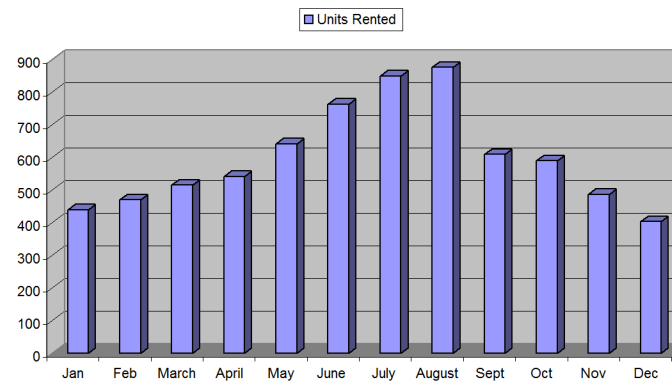
703-349-0744

www.circlepm.com

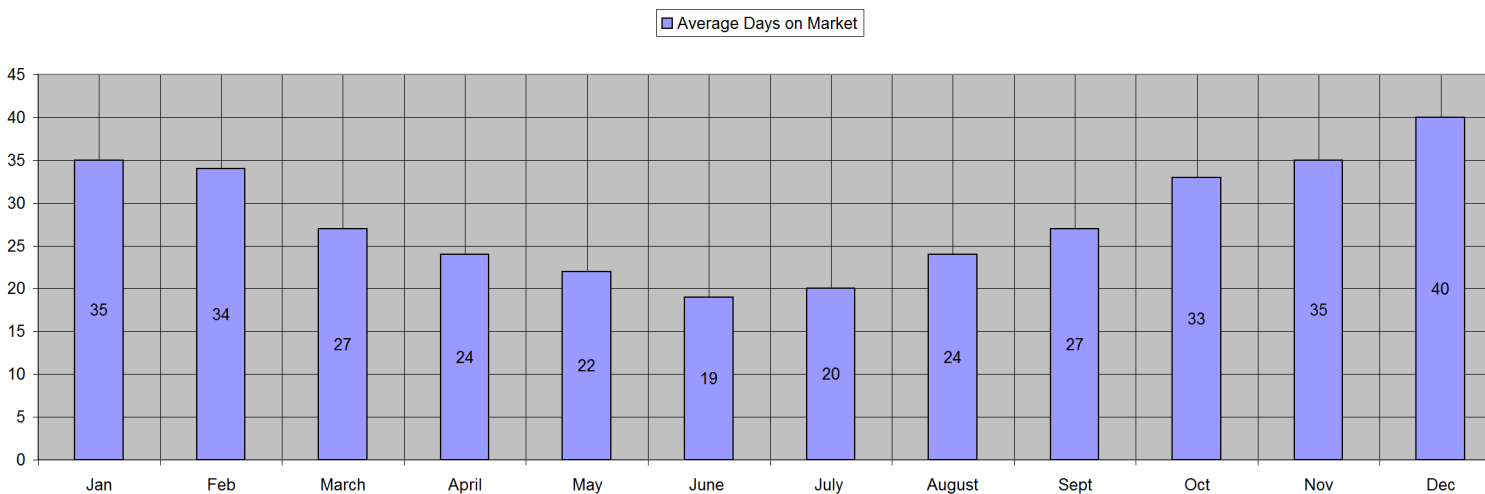
Average Monthly Rent



Units Rented



Average Days on Market



9520 Lee Hwy
Fairfax, VA 22031
Fax: 703-349-7822
E-mail: eric.g@circlepm.com
www.circlepm.com